




District Health Assessment for Multiple District 301 through August 2025

 Status/ Number of Months in Status *		Clubs							Membership							Member Strength		Cancellation		Reports			Finance	Leadership			
		Active Clubs	Clubs in Status Quo	Total Clubs	% Status Quo Clubs in Financial Suspension	New Clubs	Cancelled Clubs	YTD Net Club Gain/ Loss	Current Members In Active Clubs	Current Members In Status Quo Clubs	Current Total Members Count	YTD Add	YTD Drop	YTD NetGrowth (includes Active and Status Quo)	YTD NetGrowth% (includes Active and Status Quo)	Member Count 12 Months Ago	Average Member Count Per Club	% of Clubs with less than 20 members	Average Cancelled Club Age	Members Lost Due to Cancelled Clubs	% of Clubs Reporting Service	% No MMR in 3 Months	% No Officer Report in 12 months	% of Clubs with balance 90+ days	Number of Zone Chairs Recorded	Number of Region Chairs Recorded	District Officers Vacancies **
301A2	T(24)	104	1	105	100%	1	0	1	3640	20	3660	161	63	98	2.75%	3,230	35	14%	0	0	62%	16%	8%	7%	25	16	
301A3		31	0	31	0%	2	0	2	907	0	907	88	31	57	6.71%	931	29	32%	0	0	39%	35%	26%	10%	8	4	
301A4		T(22)	34	0	34	0%	2	0	2	1160	0	1160	63	13	50	4.50%	1,081	34	21%	0	0	9%	53%	9%	9%	16	8
301 B1		52	0	52	0%	3	0	3	1509	0	1509	99	23	76	5.30%	1,313	29	29%	0	0	62%	15%	0%	4%	18	9	
301 B2		49	0	49	0%	4	0	4	1501	0	1501	159	23	136	9.96%	1,261	31	20%	0	0	37%	24%	8%	8%	15	6	
301 C		66	0	66	0%	7	0	7	2319	0	2319	338	60	278	13.62%	1,776	35	14%	0	0	65%	17%	8%	8%	11	5	
301D1		69	0	69	0%	4	1	3	1786	0	1786	147	27	120	7.20%	1,513	26	28%	12	10	29%	30%	6%	9%	18	12	
301D2		77	0	77	0%	0	0	0	1278	0	1278	30	8	22	1.75%	2,086	17	65%	0	0	18%	32%	19%	19%	20	5	
301 E		101	0	101	0%	5	0	5	2976	0	2976	154	27	127	4.46%	1,977	29	19%	0	0	16%	60%	11%	15%	0	0	
		583	1	584	100%	28	1	27	17076	20	17096	1239	275	964	5.98%	15,168	29	26%	12	10	38%	32%	10%	10%	131	65	




District Health Assessment for Multiple District 308 through August 2025

District Name	Status/ Number of Months in Status *	Clubs							Membership							Member Strength		Cancellation		Reports			Finance		Leadership		
		Active Clubs	Clubs in Status Quo	Total Clubs	% Status Quo Clubs in Financial Suspension	New Clubs	Cancelled Clubs	YTD Net Club Gain/Loss	Current Members In Active Clubs	Current Members In Status Quo Clubs	Current Total Members Count	YTD Add	YTD Drop	YTD NetGrowth (includes Active and Status Quo)	YTD NetGrowth% (includes Active and Status Quo)	Member Count 12 Months Ago	Average Member Count Per Club	% of Clubs with less than 20 members	Average Cancelled Club Age	Members Lost Due to Cancelled Clubs	% of Clubs Reporting Service	% No MMR in 3 Months	% No Officer Report in 12 months	% of Clubs with balance 90+ days	Number of Zone Chairs Recorded	Number of Region Chairs Recorded	District Officers Vacancies **
308 A2		97	0	97	0%	1	0	1	2835	0	2835	237	33	204	7.75%	2,662	29	24%	0	0	71%	11%	3%	0%	20	7	
308 B1		71	0	71	0%	0	0	0	2022	0	2022	119	17	102	5.31%	1,966	28	31%	0	0	89%	14%	1%	3%	16	6	
308 B2		133	0	133	0%	1	3	-2	3846	0	3846	234	47	187	5.11%	3,937	29	43%	7	0	47%	11%	2%	2%	22	19	
308 B3		68	0	68	0%	1	0	1	2304	0	2304	102	18	84	3.78%	2,220	34	21%	0	0	74%	19%	3%	4%	17	8	
		369	0	369	0%	3	3	0	11007	0	11007	692	115	577	5.53%	10,785	30	31%	7	0	66%	13%	2%	2%	75	40	




District Health Assessment for Multiple District 310 through August 2025

		Clubs							Membership							Member Strength		Cancellation		Reports			Finance	Leadership			
District Name	Status/ Number of Months in Status *	Active Clubs	Clubs in Status Quo	Total Clubs	% Status Quo Clubs in Financial Suspension	New Clubs	Cancelled Clubs	YTD Net Club Gain/Loss	Current Members In Active Clubs	Current Members In Status Quo Clubs	Current Total Members Count	YTD Add	YTD Drop	YTD NetGrowth (includes Active and Status Quo)	YTD NetGrowth% (includes Active and Status Quo)	Member Count 12 Months Ago	Average Member Count Per Club	% of Clubs with less than 20 members	Average Cancelled Club Age	Members Lost Due to Cancelled Clubs	% of Clubs Reporting Service	% No MMR in 3 Months	% No Officer Report in 12 months	% of Clubs with balance 90+ days	Number of Zone Chairs Recorded	Number of Region Chairs Recorded	District Officers Vacancies **
310 A1	T(24)	48	0	48	0%	1	0	1	859	0	859	47	3	44	5.40%	806	18	60%	0	0	23%	25%	6%	0%	10	4	2nd VDG
310 A2	T(23)	43	0	43	0%	1	0	1	1193	0	1193	76	37	39	3.38%	1,181	28	44%	0	0	33%	21%	5%	0%	9	3	
310 B		41	0	41	0%	1	0	1	1273	0	1273	50	33	17	1.35%	1,201	31	22%	0	0	29%	27%	5%	2%	9	3	
310 C	T(24)	43	0	43	0%	1	0	1	1221	0	1221	64	18	46	3.91%	1,148	28	40%	0	0	23%	37%	16%	5%	8	4	
310 D		71	0	71	0%	0	0	0	1482	0	1482	68	15	53	3.71%	1,441	21	48%	0	0	1%	30%	1%	1%	17	8	
310 E		69	0	69	0%	2	0	2	1388	0	1388	61	9	52	3.89%	1,244	20	54%	0	0	6%	45%	0%	0%	13	6	
		315	0	315	0%	6	0	6	7416	0	7416	366	115	251	3.50%	7,021	24	46%	0	0	17%	32%	5%	1%	66	28	




District Health Assessment for District 204 through August 2025

		Clubs							Membership							Member Strength		Cancellation		Reports			Finance		Leadership		
District Name	Status/ Number of Months in Status *	Active Clubs	Clubs in Status Quo	Total Clubs	% Status Quo Clubs in Financial Suspension	New Clubs	Cancelled Clubs	YTD Net Club Gain/Loss	Current Members In Active Clubs	Current Members In Status Quo Clubs	Current Total Members Count	YTD Add	YTD Drop	YTD NetGrowth (includes Active and Status Quo)	YTD NetGrowth% (includes Active and Status Quo)	Member Count 12 Months Ago	Average Member Count Per Club	% of Clubs with less than 20 members	Average Cancelled Club Age	Members Lost Due to Cancelled Clubs	% of Clubs Reporting Service	% No MMR in 3 Months	% No Officer Report in 12 months	% of Clubs with balance 90+ days	Number of Zone Chairs Recorded	Number of Region Chairs Recorded	District Officers Vacancies **
204		40	0	40	0%	1	0	1	1358	0	1358	88	9	79	6.18%	1,184	34	18%	0	0	68%	18%	5%	8%	9	2	
		40	0	40	0%	1	0	1	1358	0	1358	88	9	79	6.18%	1,184	34	18%	0	0	68%	18%	5%	8%	9	2	



District Health Assessment for District 309 through August 2025

 Status/ District Name of Months in Status *		Clubs							Membership							Member Strength		Cancellation		Reports			Finance	Leadership			
		Active Clubs	Clubs in Status Quo	Total Clubs	% Status Quo Clubs in Financial Suspension	New Clubs	Cancelled Clubs	YTD Net Club Gain/ Loss	Current Members In Active Clubs	Current Members In Status Quo Clubs	Current Total Members Count	YTD Add	YTD Drop	YTD NetGrowth (includes Active and Status Quo)	YTD NetGrowth% (includes Active and Status Quo)	Member Count 12 Months Ago	Average Member Count Per Club	% of Clubs with less than 20 members	Average Cancelled Club Age	Members Lost Due to Cancelled Clubs	% of Clubs Reporting Service	% No MMR in 3 Months	% No Officer Report in 12 months	% of Clubs with balance 90+ days	Number of Zone Chairs Recorded	Number of Region Chairs Recorded	District Officers Vacancies **
309		109	0	109	0%	1	0	1	3495	0	3495	343	45	298	9.32%	3,316	32	40%	0	0	30%	22%	6%	3%	21	7	
		109	0	109	0%	1	0	1	3495	0	3495	343	45	298	9.32%	3,316	32	40%	0	0	30%	22%	6%	3%	21	7	



District Health Assessment for Ident 5843 - CAMBODIA,KINGDOM OF - UND through August 2025

Status/ District Name Number of Months in Status *		Clubs							Membership							Member Strength		Cancellation		Reports			Finance		Leadership		
		Active Clubs	Clubs in Status Quo	Total Clubs	% Status Quo Clubs in Financial Suspension	New Clubs	Cancelled Clubs	YTD Net Club Gain/Loss	Current Members In Active Clubs	Current Members In Status Quo Clubs	Current Total Members Count	YTD Add	YTD Drop	YTD NetGrowth (includes Active and Status Quo)	YTD NetGrowth% (includes Active and Status Quo)	Member Count 12 Months Ago	Average Member Count Per Club	% of Clubs with less than 20 members	Average Cancelled Club Age	Members Lost Due to Cancelled Clubs	% of Clubs Reporting Service	% No MMR in 3 Months	% No Officer Report in 12 months	% of Clubs with balance 90+ days	Number of Zone Chairs Recorded	Number of Region Chairs Recorded	District Officers Vacancies **
Ident 5843 - CAMBODIA,KING DOM OF		4	0	4	0%	0	0	82	0	82	3	1	2	2.50%	54	21	25%	0	0	25%	25%	0%	0%	0	0		
		4	0	4	0%	0	0	82	0	82	3	1	2	2.50%	54	21	25%	0	0	25%	25%	0%	0%	0	0		



District Health Assessment for Ident 5845 - REP OF THE UNION OF MYANMAR - UND through August 2025

Status/ District Name of Months in Status *		Clubs							Membership							Member Strength		Cancellation		Reports			Finance		Leadership		
		Active Clubs	Clubs in Status Quo	Total Clubs	% Status Quo in Financial Suspension	New Clubs	Cancelled Clubs	YTD Net Club Gain/ Loss	Current Members In Active Clubs	Current Members In Status Quo Clubs	Current Total Members Count	YTD Add	YTD Drop	YTD NetGrowth (includes Active and Status Quo)	YTD NetGrowth% (includes Active and Status Quo)	Member Count 12 Months Ago	Average Member Count Per Club	% of Clubs with less than 20 members	Average Cancelled Club Age	Members Lost Due to Cancelled Clubs	% of Clubs Reporting Service	% No MMR in 3 Months	% No Officer Report in 12 months	% of Clubs with balance 90+ days	Number of Zone Chairs Recorded	Number of Region Chairs Recorded	District Officers Vacancies **
Ident 5845 - REP OF THE UNION OF MYANMAR		1	0	1	0%	0	0	0	20	0	20	0	0	0	0.00%	20	20	0%	0	0	0%	100%	100%	100%	0	0	
		1	0	1	0%	0	0	0	20	0	20	0	0	0	0.00%	20	20	0%	0	0	0%	100%	100%	100%	0	0	

\* - District Status: P - Provisional, T - Transitional.

\*\* - District Officers Vacancies: DG - District Governor, 1st VDG - First Vice District Governor, 2nd VDG - Second Vice District Governor.